

featured project **NULANDIA DAIRY FARMS**

Maarten and Carly Van Nuland at Nulandia Dairy Farms recently built a new rotary milking facility, dairy barn and sand lane.

Since 1997, they've been milking in a D-12 parlour, which had served them well. However, it was time for an upgrade in milking, and they needed more barn space for cows. Maarten said, "We loved how rotaries work. They provide an easy routine for employees, and ideal cow flow".

They decided to go with an external 40 stall stainless steel GEA rotary, complete with a pre-dip foamer and an automatic post dipper. The foam dipping provides good teat coverage, which also forces the employees to wipe better. Between the pre-dip foamer and the automatic post dipper, the cows are both prepped and post dipped very consistently.

They also opted to go with rubber on the rotary platform for increased traction and cow comfort, as well as rubber surrounding the rotary to create a more comfortable working environment. Additional benefits they have found with the rubber is it is easier to inspect the milk against the black mats versus concrete, and the rubber on the rotary platform prevents the wear of the concrete. Rubber dividers are in each stall to help keep the cow's legs apart for the automatic post dipper to apply post dip consistently.

Training employees is much easier for them now, with each employee focused on a specific task. They have one person prepping, one person attaching, and one person moving cows. The person attaching and the person moving cows trade-off checking the cows on the rotary for any issues. **See more on page 4**



We're Social Too



Monthly Email Subscription
go.dairylane.ca/newsletter

DLS Is Hiring
dairylane.ca/careers



EMPLOYEE ANNOUNCEMENTS

DLS is pleased to welcome the following people to the Dairy Lane team:


























































Matthew Davies
Warehouse/Yard
Attendant



Matthew Deisley
Welder/Fabricator

2021 DLS Calendar

Be sure to ask your DLS sales rep for your copy of the DLS calendar! This year we added a featured video to go with each month via a QR code!

JANUARY - 2021 -		Sunday	Monday	Tuesday	Wednesday	Thursday	Friday	Saturday
								
								
								
								
								
								
								
								
								

EMPLOYEE SPOTLIGHT



Brennan Abbott
Stabling Inventory Coordinator
Joined DLS January 2019

Brennan started with DLS as a warehouse labourer. After spending several months learning the parts and warehouse procedures, he began to take on more responsibility and training to become the Stabling Inventory Coordinator. Brennan works with the team to ensure the shipping and receiving of the stabling components, and some of the other inbound and outbound products are organized and handled efficiently.

Prior to working here, Brennan worked as a material handler, an assembly line worker, and as a forklift operator. A few of his past jobs provided him with some good background experience operating equipment, a helpful asset for landing his position within the DLS warehouse! In terms of educational background, Brennan told us he was a genuine, certified dirt road scholar 🤝.

Brennan's hobbies include golf and softball. In the summer, you will often find him either at a park in a softball tournament or on a golf course working to lower his strokes!

Brennan hopes to continue learning in his role, and as DLS grows and opportunities arise, become more focused in the area of logistics.

NOVEMBER'S product of the month

Over the last several years, GEA manure equipment has played a large role in our barn plans. From cross-gutters and scrapers to various pumps and agitators (and much more!), GEA manure equipment has a proven track record of producing a high performing, long-lasting product built to withstand the demands of modern-day dairy barns.




GEA has put together an informative webinar that provides some history and overview on the GEA ProManure product line. It is short and sweet - only 1 hour! **The webinar will take place on November 19, 2020, from 12-1 PM (EST).**

We will need to register you (free). Please email mark.wescott@dairylane.ca. **Act now - the registration deadline is November 12!**



JOB PROGRESSION HIGHLIGHTS



1

Blanedale Holsteins
Lucan, ON

The Blane family successfully transitioned from tie stall to parlour! Their new facility features a used D-6 GEA parlour, Jourdain stabling and an Easy Swing cow brush.

2

A.H.E. Dairy Farm
Watford, ON

This upcoming 5 x GEA R9500 robot project is progressing well! The black polycarbonate side walls are now installed on this DLS Structure, and the DLS tunnel and ridge fans are in place.

3

Central Dairy
Belmont, ON

The Van Hemert family was glad to have the cows back after sending them away for a few months to renovate and build upon their existing facility. Stay tuned to hear their story in next months featured project!

featured project

NULANDIA DAIRY FARMS

continued from page 1

A large sort area with a few pens is located off of the rotary exit lane. In terms of fresh cows and special needs cows, they decided to extend the construction of the rotary and holding area building a little longer to keep them close to the rotary to avoid a long walk. A vet room and hoof trim area is set-up here. Maarten says that "It is a very practical and efficient layout that has worked quite well with our cow flow and our own work flows".

Working with sand since 1997, they saw the benefits of sand in terms of cow comfort and mastitis control. However, they wanted to look for a way to save on their labour and equipment wear because they empty the manure pits themselves using their equipment. This led to recycling sand. "Recycling sand is the way to go for us, it is much easier emptying our pits now, and we are enjoying the benefits of savings on the sand, labour and our equipment"!

The sand recovery system that they went with is an open loop sand lane with flush flume manure collection. There is also a mini sand lane with the Biolynt flush tower that flushes the holding area, sort area, breezeway and free stall section of the special needs area. The sand lanes use GEA pumps and agitators, and the barns are complete with Jourdain stabling, DLS tip troughs and GEA manure equipment.

Check-out this short teaser video showing the rotary and stay tuned for a future video! go.dairylane.ca/Nulandiateaser 

